



SCOPEVALET™

ENDO BAG & TAG

Simple. Secure. Compliant.

The SCOPEVALET™ ENDO BAG & TAG is an innovative system designed to transfer clean and contaminated endoscopes to and from the procedure room. Featuring color coded, uniquely numbered, tamperproof tags, the SCOPEVALET™ ENDO BAG & TAG offers a safe, protective environment and clear identification of the enclosed endoscope. For the newly disinfected scope, the green tag indicates that the scope is “clean”. After the procedure, the scope is returned to the SCOPEVALET™ ENDO BAG & TAG bag and the red tag is attached, clearly showing the enclosed equipment is “dirty”. The scope can then be safely transported back to the cleaning room in its sealed system, easily identified as contaminated and ready for reprocessing.

SYSTEM FEATURES:


- Provides hygienic storage for both clean and dirty scopes, minimizing direct handling and contact with airborne contaminants for staff and patients.
- Color coded tags quickly identify “clean” (GREEN) versus “dirty” (RED) endoscopes.
- Tamper proof tag design assures hospital staff of “clean” or “dirty” scope status.
- Each tag is marked with a unique serial number for full traceability.
- Sealed system keeps dirty endoscopes moist, facilitating the manual cleaning process.
- Conforms to endoscopic disinfection guidelines requiring that endoscopes be protected from the environment, fully traceable and kept moist after pre-cleaning.

ORDERING INFORMATION:

PRODUCT CODE	DESCRIPTION	CONTENTS
9102905	SCOPEVALET™ ENDO BAG & TAG	100 Endo Bags 100 Green Tags 100 Red Tags



Large Endo Bag easily fits over standard reprocessing trays.



Tamper-proof, disposable tags easily secure bag and have unique serial numbers for traceability.



Green Endo Tag clearly indicates that the enclosed scope is “clean” – newly disinfected and ready for use.



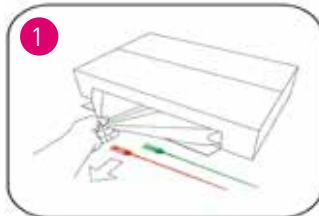
Red Endo Tag clearly indicates that the enclosed scope is “dirty” – contaminated and ready for reprocessing.



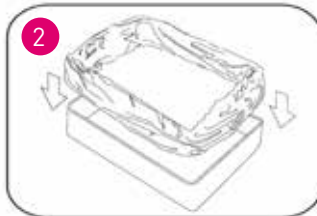
SCOPEVALET™

ENDO BAG & TAG

STEPS FOR USE



1 Open the front of the box and remove one bag and one each of the GREEN and RED tags.



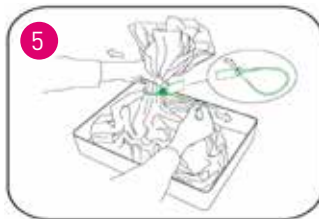
2 Place the bag on an appropriate surface ready for transportation.



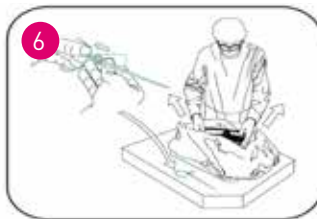
3 Place the reprocessed endoscope into the bag.



4 Bring the bag edges together and press down to remove the air. Twist the top of the bag.



5 Place the GREEN tag around the bag and lock into position. Take the scope to the procedure room along with the RED tag.



6 Break the GREEN tag open and discard.



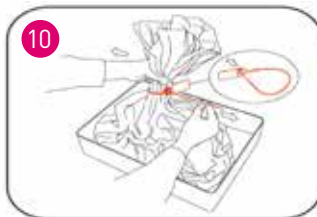
7 Undertake the procedure.



8 Place used scope into the bag after bedside cleaning.



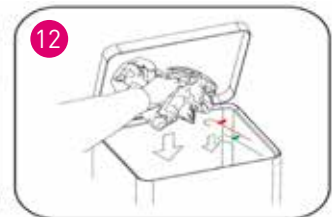
9 Bring the bag edges together and press down to remove the air. Twist the top of the bag.



10 Place the RED tag around the bag and lock into position. Take scope to the cleaning room.



11 Break the RED tag open and remove the scope.



12 Discard the bag and RED tag.

ADVANCED STERILIZATION PRODUCTS

Division of Cilag GmbH International
a **Johnson & Johnson** company

The SCOPEVALET™ ENDO BAG & TAG is distributed by Advanced Sterilization Products

EC Rep.: Ruhof UK, Unit 4-5 Brampton Business Park 55 Brampton Road, Eastbourne East Sussex BN22 9AF SCOPEVALET™ is a trademark of Ruhof Corporation.